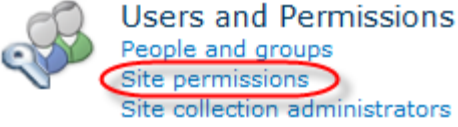
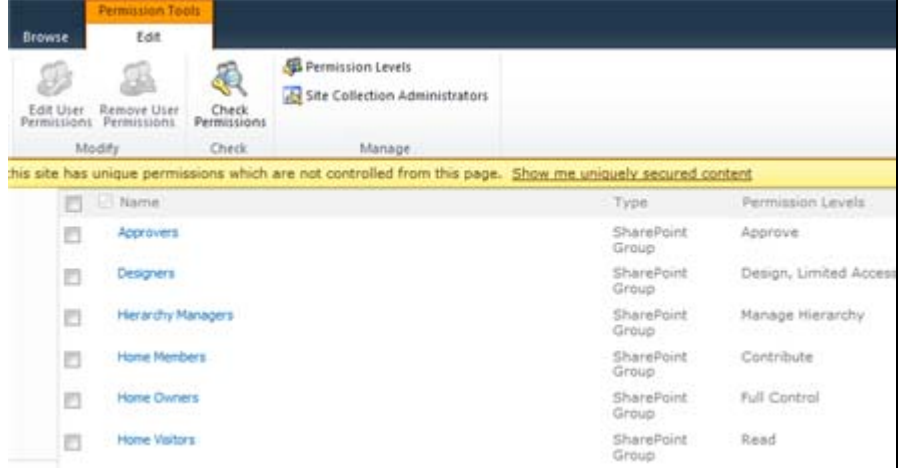
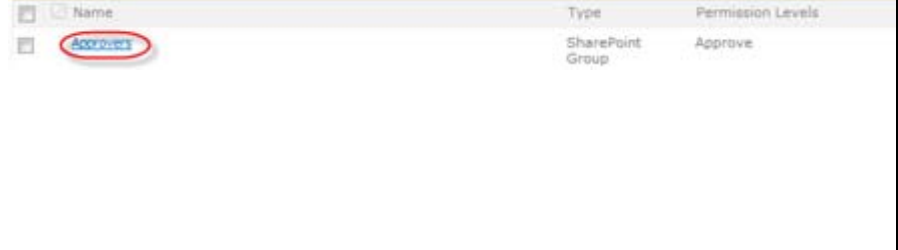


# KEVIN O'NEILL

<ul style="list-style-type: none"><li>• SharePoint 2010  View permissions of a group</li></ul>	The steps below go over how to view permissions of a group.
<ol style="list-style-type: none"><li>1. Sometimes viewing the permissions of a group is needed so it is known what users have access. Thus, maneuver to the site where the permissions should be viewed and where you currently are likely an administrator/site owner. Then from Site Actions -&gt; Site Settings under Users and Permissions click Site permissions</li></ol>	 <p>Users and Permissions People and groups <b>Site permissions</b> Site collection administrators</p>
<ol style="list-style-type: none"><li>2. The groups for that site are shown.</li></ol>	

# KEVIN O'NEILL

	 <p>The screenshot shows the 'Permission Tools' interface in SharePoint. It includes a navigation bar with 'Browse' and 'Edit' tabs. Under the 'Edit' tab, there are icons for 'Edit User Permissions', 'Remove User Permissions', 'Check Permissions', 'Permission Levels', and 'Site Collection Administrators'. Below this is a yellow warning bar stating 'this site has unique permissions which are not controlled from this page. Show me uniquely secured content'. A table lists various groups with their names, types, and permission levels.</p> <table border="1"><thead><tr><th>Name</th><th>Type</th><th>Permission Levels</th></tr></thead><tbody><tr><td>Approvers</td><td>SharePoint Group</td><td>Approve</td></tr><tr><td>Designers</td><td>SharePoint Group</td><td>Design, Limited Access</td></tr><tr><td>Hierarchy Managers</td><td>SharePoint Group</td><td>Manage Hierarchy</td></tr><tr><td>Home Members</td><td>SharePoint Group</td><td>Contribute</td></tr><tr><td>Home Owners</td><td>SharePoint Group</td><td>Full Control</td></tr><tr><td>Home Visitors</td><td>SharePoint Group</td><td>Read</td></tr></tbody></table>	Name	Type	Permission Levels	Approvers	SharePoint Group	Approve	Designers	SharePoint Group	Design, Limited Access	Hierarchy Managers	SharePoint Group	Manage Hierarchy	Home Members	SharePoint Group	Contribute	Home Owners	SharePoint Group	Full Control	Home Visitors	SharePoint Group	Read
Name	Type	Permission Levels																				
Approvers	SharePoint Group	Approve																				
Designers	SharePoint Group	Design, Limited Access																				
Hierarchy Managers	SharePoint Group	Manage Hierarchy																				
Home Members	SharePoint Group	Contribute																				
Home Owners	SharePoint Group	Full Control																				
Home Visitors	SharePoint Group	Read																				
<p>3. In this case – the Approvers link was clicked and the users whom are members of that group are displayed.</p>	 <p>This screenshot shows the 'Approvers' group members list. The 'Approvers' link in the previous screenshot is circled in red. The table below shows the members of this group.</p> <table border="1"><thead><tr><th>Name</th><th>Type</th><th>Permission Levels</th></tr></thead><tbody><tr><td>Approvers</td><td>SharePoint Group</td><td>Approve</td></tr></tbody></table>	Name	Type	Permission Levels	Approvers	SharePoint Group	Approve															
Name	Type	Permission Levels																				
Approvers	SharePoint Group	Approve																				